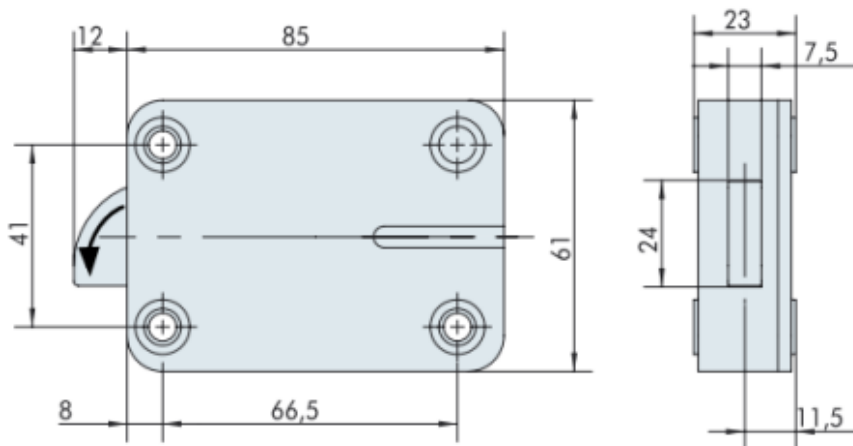


Contents

- Mechanical key data..... 2
 - Dimensions..... 2
 - Weight..... 2
 - Constant bolt load..... 2
 - Installation screws 2
 - Type 2
 - Tightening torques 2
- Operating conditions 3
 - Temperature..... 3
 - Relative humidity 3
- Electrical key data 3
 - Supply voltage..... 3
 - Current 3
 - Average standby current..... 3
 - Max. current..... 3
- Interfaces 3
 - 1 analogue connection..... 3
 - 2 IOs connection..... 3

Mechanical key data

Dimensions

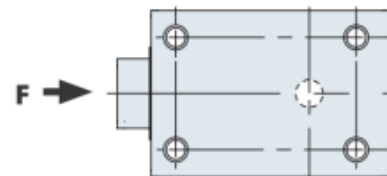


Weight

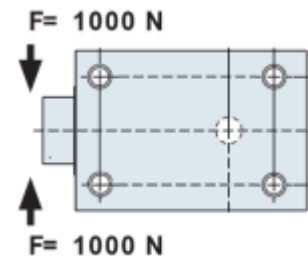
Lock weight without emergency lock approx. 400g

Constant bolt load

The maximum permanently applied bolt load F against the direction of exclusion must not exceed the value of 2.5N.



The lock bolt may be loaded laterally by the boltwork with F max. 1kN.



Installation screws

Type

Cylinder screws M6, strength 8.8.

Tightening torques

Max. 3.5 - 5 Nm

Operating conditions

The lock has been designed for fixed installation in containers for valuables or safe room doors in a residential or office environment.

Temperature

10 °C – 40 °C

Relative humidity

Relative humidity non-condensing should not exceed 75%.

Electrical key data

Supply voltage

The power is usually supplied by a 9V **alkaline-manganese** battery. For the mains supply, a nominal voltage of 9VDC +/- 5%, regulated is required.

Current

All data refer to a power supply from a new 9V block battery (6LR61).

Average standby current

Approx. 3.5 uA.

Max. current

The maximum current consumption is the calculation basis for the design of each power supply. In the initial peak when the motor is started, current peaks of up to 500 mA can occur.

Interfaces

1 analogue connection

For the connection of input units of the Primor series.

2 IOs connection

For connection of signal boxes, external power supply.